



E-ISSN: 2278-4136
P-ISSN: 2349-8234
JPP 2019; 8(5): 561-565
Received: 04-07-2019
Accepted: 06-08-2019

D Shalinee
Dept. of Seed Science &
Technology, Junagadh
Agricultural University,
Junagadh, Gujarat, India

SB Chaudhari
Dept. of Genetics and Plant
Breeding, Junagadh Agricultural
University, Junagadh, Gujarat,
India

P Pravina
Dept. of Seed Science &
Technology, Junagadh
Agricultural University,
Junagadh, Gujarat, India

Dr. Rajiv kumar
Dept. of Genetics and Plant
Breeding, Junagadh Agricultural
University, Junagadh, Gujarat,
India

Effect of GA₃ and IAA on dormancy and seedling growth of fresh sesame [*Sesamum indicum* (L.)] seeds

D Shalinee, SB Chaudhari, P Pravina and Dr. Rajiv kumar

Abstract

In order to study effect of GA₃ and IAA on dormancy and seedling growth of fresh sesame [*Sesamum indicum* (L.)] seeds an experiment was carried out in laboratory of the Department of Seed Science and Technology, College of Agriculture, Junagadh. Seed treatments consisted of control (untreated seeds), GA₃ (100, 200, 300 ppm) and IAA (100, 200, 300 ppm). The objective of this experiment were to determine the effect of gibberlic and indole acetic acid on germination of sesame and to find an effective method for breaking its seed dormancy. Results showed that GA₃ found effective for germination percentage, speed of germination and shoot length while IAA was found effective for increasing root length of seedlings, seedling dry weight and vigour index.

Keywords: Sesame, dormancy, seed treatment, germination

Introduction

Sesame (*Sesamum indicum*) is well known as one of the oldest oil seed crops used for consumption. On average, seeds contain about 50% of oil has better quality than other oil seed crop, is mostly utilized for making ghee (Yermonas *et al.*, 1972) [15]. Sesame produces a unique chemical component that enables sesame oil to resist oxidative degradation and thus contributes to its reputation of having high quality oil. Although sesame has good drought tolerance compared with many other crops, it is particularly susceptible to drought during both the germination and seedling stages (Orruno and Morgan, 2007) [8].

Gibberlic acid (GA₃) can manipulate a variety of growth and developmental phenomena in various crops. Ashri and Palevitch (2008) [2] noted that dormancy completely broken by GA₃. Pre-soaking treatment of GA₃ triggers the activity of specific enzymes that promotes early germination such as α -amylase which increases in availability of starch assimilation. Chatterji *et al.* reported that sesame seeds treated with GA₃ solution (500mg/l) germinated faster than the untreated seeds.

This study was undertaken to evaluate sesame seed germination, first count of germination, speed of germination, shoot length, seedlings weight fresh and vigour index after soaking the seeds with three level of GA₃.

Materials and Methods

Sesame seeds were used for this study. The investigation was conducted at the Seed Testing Laboratory, Department of Seed Science & Technology with an objective to determine the rate of seed germination and seedling growth which influenced by various concentrations of growth regulators. Seeds were collected from instructional farm, krishigadh, Junagadh which were stored under ambient storage condition (32 \pm 1 $^{\circ}$ C) temperature till used for the experimentation.

The seeds were treated under different concentrations of 100, 200 and 300 ppm of GA₃ and IAA with a separate control set (Table 1). These were soaked for 24 hours in the above concentrations.

Table 1: The treatments of GA₃ and IAA with different concentrations

Treatments	Concentration (ppm)	Growth hormone	Seed soaked time (hrs)
T ₁ (control)	---	---	24
T ₂	100	GA ₃	24
T ₃	200	GA ₃	24
T ₄	300	GA ₃	24
T ₅	100	IAA	24
T ₆	200	IAA	24
T ₇	300	IAA	24

Correspondence

D Shalinee
Dept. of Seed Science &
Technology, Junagadh
Agricultural University,
Junagadh, Gujarat, India

Results and Discussion

Germination percentage

An experiment was conducted to determine the germination percentage of dormant sesame seeds with the different concentrations of GA₃ and IAA. The seeds were soaked in concentrations (100, 200, 300 ppm) of GA₃ and IAA for 24 hrs. significant variation was found among the treatments GA₃ (300 ppm) showed the highest germination percentage in contrast to other treatments. Highest germination percentage

of GA₃ (92.63%) was found more as compare to control T₁ (56.20%) Fig. 1. These findings may be due to presoaking treatment of GA₃ which would have triggered the activity of specific enzymes that promoted early germination such as α -amylase which have brought an increase in availability of starch assimilation. Similar results were obtained others, Ashri and Palevitch (2008) [2] and Subash *et al.* (2015) [13] working with GA₃ in sesame, concluded that GA₃ is necessary for facilitating for germination.

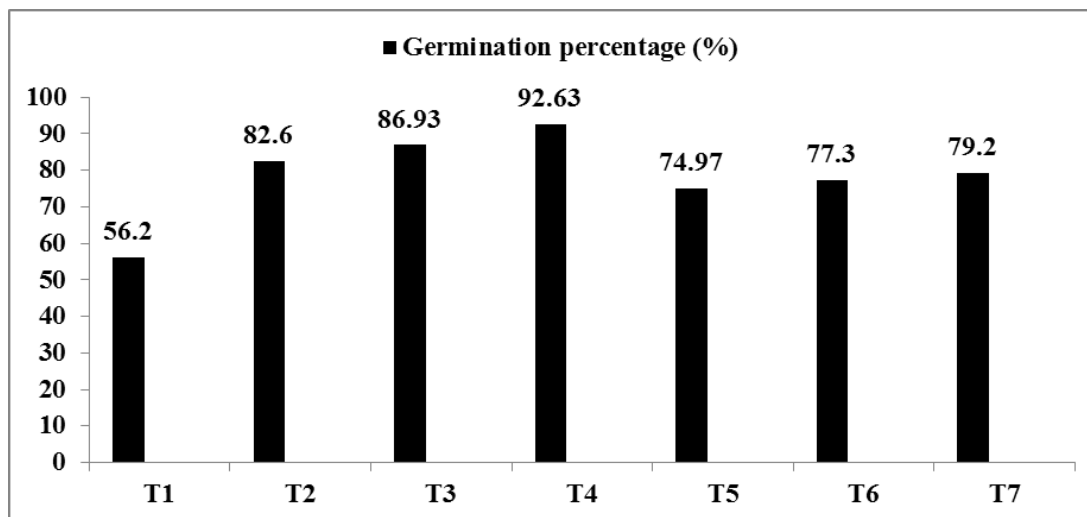


Fig 1: Effect of pre-sowing treatments of growth regulators on germination.

Speed of germination

The highest speed of germination (22.20) than the other seed treatments and treatment concentration was recorded by GA₃ (300 ppm) while the lowest speed of germination (17.49) was

recorded by control (T₁). These results were in accordance with the findings of Ashri and Palevitch (2008) [2] in sesame, Assefa *et al.* (2010) [3] in soybean and Pulok *et al.* (2015) [9] in lentil.

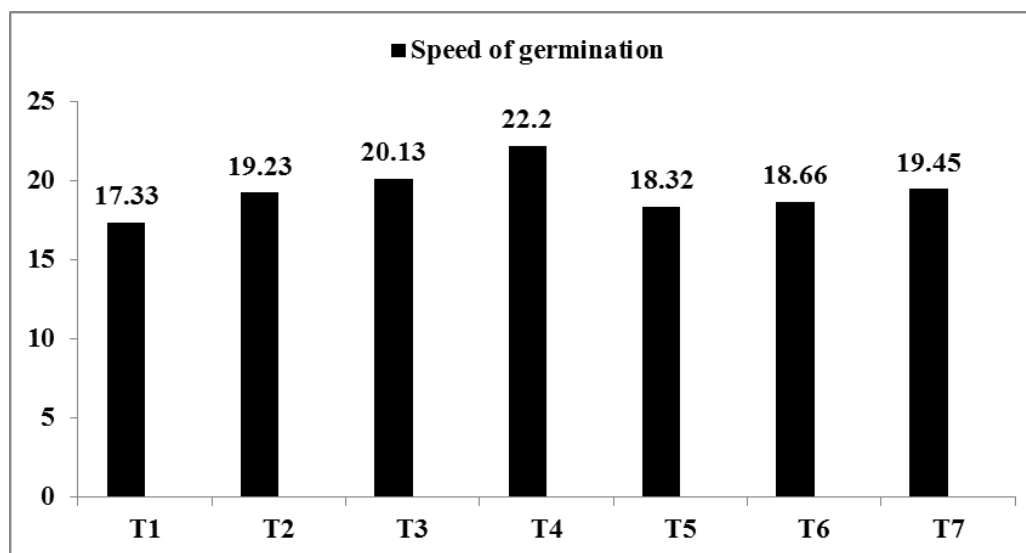


Fig 2: Effect of pre-sowing treatments of growth regulators on speed of germination

Shoot length of seedlings

Seeds treated with GA₃ (300 ppm) (T₄) recorded significantly the highest shoot length of seedlings (5.73 cm) than the other seed treatments while significantly the lowest shoot length of seedlings was recorded by control (T₁) (4.03 cm). It might be due to additional GA₃ activated α -amylase which digested the available carbohydrates into simple sugar so that energy and

nutrition were easily available to faster growing seedlings. These results are in accordance with the findings of Dhoran and Gudadhe (2012) [6] in Asparagus, Sarkar *et al.* (2002) [12] in soybean, Toklu (2015) [14] in lentil, Assefa *et al.* (2010) [3] in soybean, Chauhan *et al.* (2009) [5] in black gram, Saeedipour (2013) [11] in cowpea and Agawane *et al.* (2015) [11] in soybean.

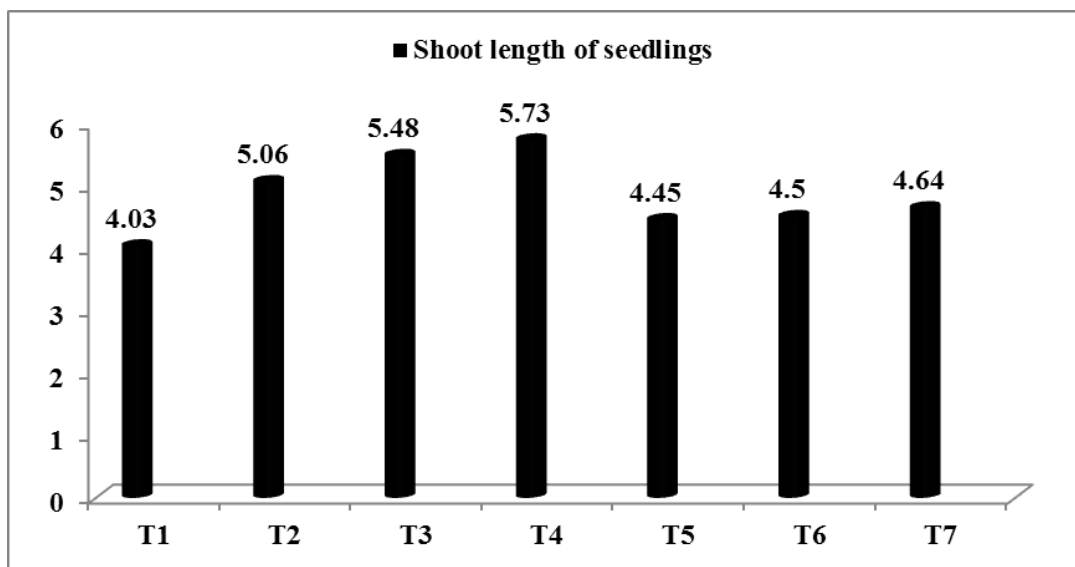


Fig 3: Effect of pre-sowing treatments of growth regulators on shoot length of seedlings (cm)

Root length of seedling

Different seed treatments significantly influenced the root length of seedlings. Seeds treated with IAA (300 ppm) (T₇) recorded significantly the highest root length of seedlings (6.19 cm) while significantly the lowest root length of seedlings was recorded by control (T₁) (4.47 cm) (Table 4.2.1). As IAA is essential for cell division or cell enlargement or both, because growth of the plant occurs by

two process i.e. cell division by mitosis which adds new cells and elongation of already existing cells which in turn increase the root length. It might be due to more production of photosynthates and their translocation through phloem to the root zone which responsible for improving root length. Similar results were obtained by Mukundam *et al.* (2008) [7] in rice working with IAA.

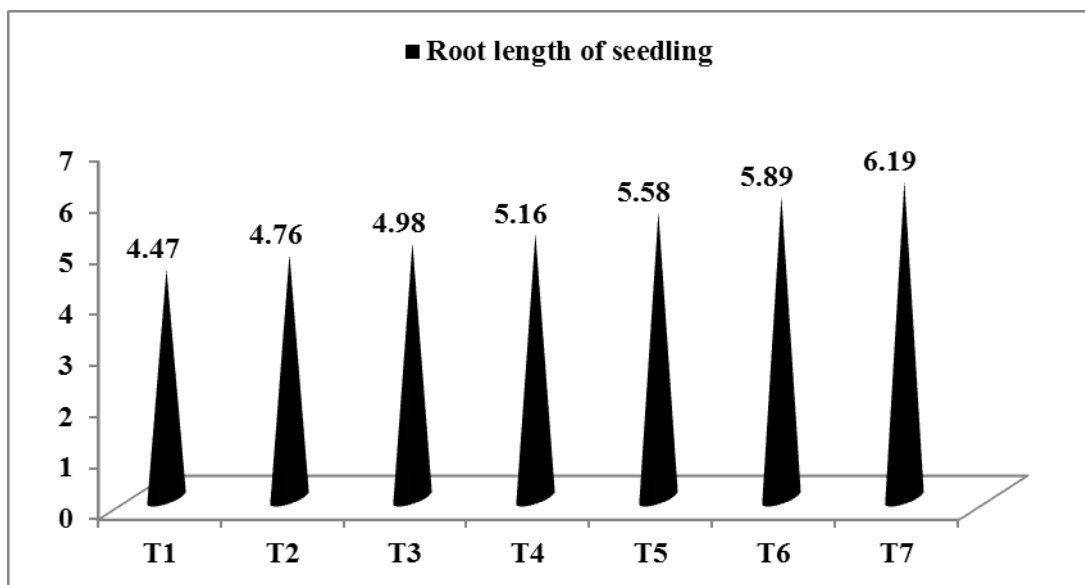


Fig 4: Effect of pre-sowing treatments of growth regulators on germination root length of seedlings (cm)

Seedling dry weight

The results showed that different seed treatments significantly influenced the seedlings dry weight. Seeds treated with IAA (300 ppm) (T₇) recorded significantly the highest seedlings dry weight (0.040 g) than the other seed treatments while

significantly the lowest seedlings dry weight (0.017 g) was recorded by control (T₁). Similar findings obtained by Saeedipour (2013) [11] in cowpea and Rastogi *et al.* (2013) [10] in linseed.

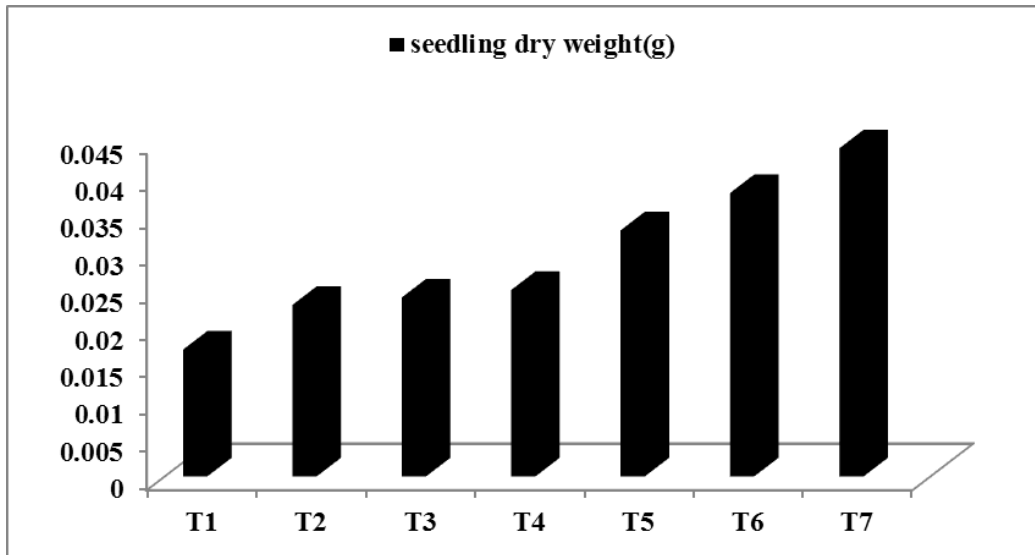


Fig 5: Effect of pre-sowing treatments of growth regulators on seedlings dry weight (g)

Seed vigour index

Seeds treated with IAA (300 ppm) (T₇) recorded significantly the highest seed vigour index (3.17) than the other seed treatments while significantly the lowest seed vigour index

was recorded by control (T₁) (0.96). The highest vigour index under seed treatment might be due to higher germination percentage, average seedlings dry weight and low frequency of weak seedlings.

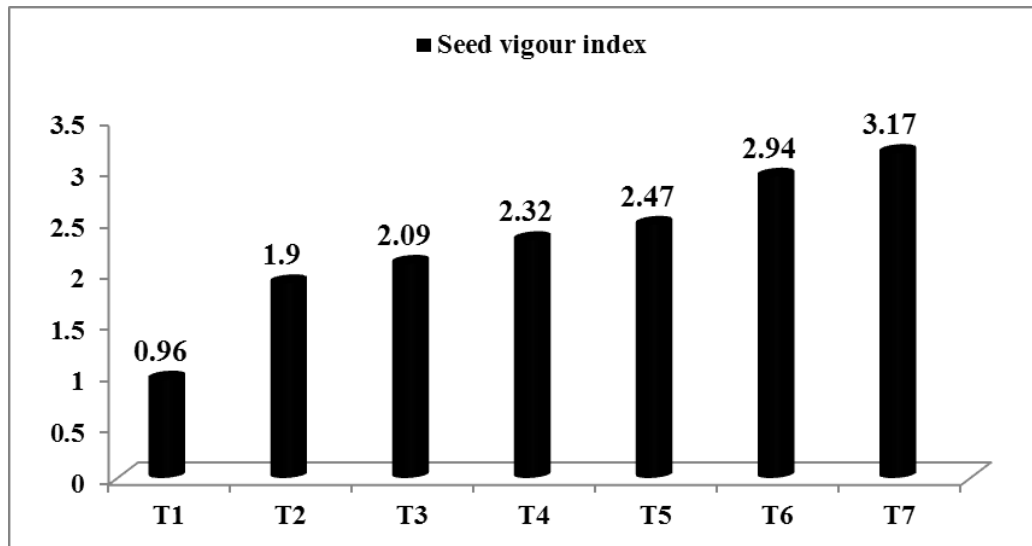


Fig 6: Effect of pre-sowing treatments of growth regulators on seed vigour index

Conclusion

Pre-sowing treatment of sesame seeds with 300 ppm of GA₃ significantly increases germination percent, speed of germination and shoot length of seedling and IAA with 300ppm increases root length of seedling, seedling dry weight and seed vigour index. It may be concluded that performances of sesame seeds, in terms of different germination and vigor characteristics, were better when growth regulator's components used and when seeds were soaked by higher concentrations of different growth regulators may make a significant effect in many of those seed germination and vigor parameters, as evidenced in the case sesame of this experiment.

References

1. Agawane RB, Parhe SD. Effect of seed priming on crop growth and seed yield of soybean (*Glycine max* L.) Merrill. The Bio scan. 2015; 10(1):265-270.
2. Ashri A, Palevitch D. Seed dormancy in sesame (*Sesamum indicum* L.) and the effect of gibberellic acid. Exp. Agric. 1979; 15(1):81-83.
3. Assefa MK, Hunje R, Koti RV, Biradarpatil NK. Enhancement of seed quality in soybean following priming treatments. Karnataka J Agric. Sci. 2010; 23(5):787-789.
4. Chatterjee NN, Sankhla N, Baxi D. The effects of certain growth substances on germination of sesame (*Sesamum indicum* L.) seeds. Indian Agric. 1966; 10:46.
5. Chauhan JS, Tomar YK, Singh NI, Ali S, Debarati. Effect of Growth Hormones on Seed Germination and Seedling Growth of Black Gram and Horse Gram. J American Sci. 2009; 5(5):79-84.
6. Dhoran VS, Gudadhe SP. Effect of plant growth regulators on seed germination and seedling vigour in *Asparagus sprengeri* Regel. Intl. Res. J Bio. Sci. 2012; 1(7):6-10.

7. Mukundam B, Ramana MV, Lakshmi CS, Raja V. Effect of tillage practices and seed priming on growth and yield of upland crops in rice fallows. *Agric. Rev.* 2008; 29(1):74-78.
8. Orruno E, Morgan MRA. Purification and characterization of the 7S globulin storage protein from sesame (*Sesamum indicum* L.). *Food Chem.* 2007; 100:926-934.
9. Pulok MAI, Rahman MM, Haque MN, Chakraborty R, Ali MS. Effect of growth regulators on germination and vigor of lentil seeds. *J Bioscience & Agri. Res.* 2015; 3(1):08-14.
10. Rastogi A, Siddiqui A, Mishra BK, Srivastava M, Pandey R, Misra P *et al.* Effect of auxin and gibberellic acid on growth and yield components of linseed (*Linum usitatissimum* L.). *Crop Breeding & Applied Biotechnology.* 2013; 13:136-143.
11. Saedipour S. Effects of phytohormone seed priming on germination and seedling growth of cowpea (*Vigna sinensis* L.) under different duration of treatment. *Intl. J Bio. Sci.* 2013; 3(12):187-192.
12. Sarkar PK, Haque MS, Karim MA. Effect of GA₃ and IAA and their frequency of application on morphology, yield contributing characters and yield of soybean. *Pakistan J Agric.* 2002; 1(4):119-122.
13. Subash M, Rafath H, Lalitha J. Influence of GA₃ and IAA and their frequency of application on seed germination and seedling quality characters. *Intl. Letters Natural Sci.* 2014; 30:44-48.
14. Toklu F. Effects of different priming treatments on seed germination properties, yield components and grain yield of lentil (*Lens culinaris* Medik). *Not Bot Horti Agrobo.* 2015; 43(1):153-158.
15. Yermona DM, Hemstreet S, Suleeb W, Huszer UK. Oil content and composition of the seed in the world collection of sesame introductions. *J Agric. Soc.* 1972; 49:20-23.